



District Report Card: 2017


State: Kerala	District: Thrissur
Class: 8	Subject: Language
Schools: 40	Students: 1089


Participation/Coverage


Students

GENDER 	Boys		Girls	
	Number	%	Number	%
	557	51.15	532	48.85

AREA 	Rural		Urban	
	Number	%	Number	%
	812	74.56	277	25.44

CATEGORY 	SC		ST		OBC		GEN	
	Number	%	Number	%	Number	%	Number	%
	136	12.49	5	0.46	624	57.30	324	29.75

CWSN 	LD	VI	HI	S&LD	ID	Oth
	2	6	5	0	4	3

Management 	Government		Government-aided	
	Number	%	Number	%
	289	26.54	800	73.46

Average Performance of Students in Language (%)

Overall	Gender		Area		Management		Social Group			
	Male	Female	Rural	Urban	Govt.	Aided	SC	ST	OBC	GEN
62.55	60.13	65.09	62.02	64.12	62.26	62.66	64.12	61.33	61.67	63.62

Performance on Learning Outcomes (LOs)

Learning Outcomes	Description	Average Performance(%)
L813	Read textual/non-textual materials with comprehension and identifies the details, characters, main idea and sequence of ideas and events while reading	62.55

Range of Performance of Students who Answered Correctly							
Below 30%		30% - 50%		50% - 75%		Above 75%	
Number	%	Number	%	Number	%	Number	%
77	7.07	203	18.64	510	46.83	299	27.46

Lowest Performing Learning Outcomes (LOs)

1 - Read textual/non-textual materials with comprehension and identifies the details, characters, main idea and sequence of ideas and events while reading (62.55)